

ULTAGE SUPER PRECISION BEARINGS UNIVERSAL MATCHING



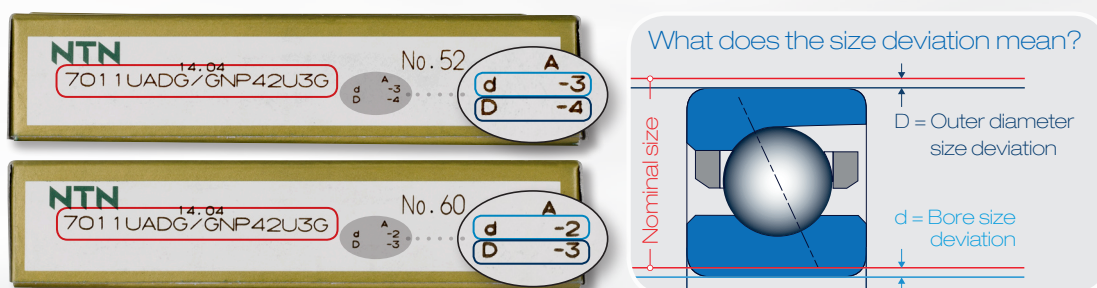
www.ntn-snr.com



With You

Angular contact ball bearings are often combined in different arrangements for special purposes. Thanks to the flush grinding technique, the face height difference between the inner & outer rings is equal on both faces of a Universal bearing (G suffix). Thus, you can assemble various bearing arrangements and achieve the specified preload:

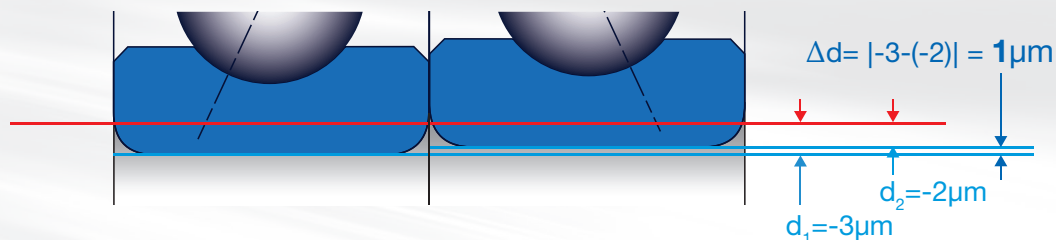
1 Check the Bore and Outer diameter deviation on the boxes:



2 Calculate the sizes differences Δd and ΔD :

Δd = bore size difference in a matched set (μm) = $|d_1 - d_2|$

ΔD = OD size difference in a matched set (μm) = $|D_1 - D_2|$



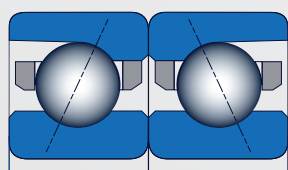
3 Check if Δd and ΔD are inside the permissible values*:

7000 series	Maximum permissible Δd in μm	Maximum permissible ΔD in μm
7000 ▶ 7015	2	2
7016 ▶ 7024	2	3
7025 ▶ 7026	3	3

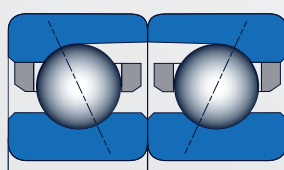
7900 series	Maximum permissible Δd in μm	Maximum permissible ΔD in μm
7900 ▶ 7917	2	2
7918 ▶ 7924	2	3
7925 ▶ 7926	3	3

*For P4, P42 precision

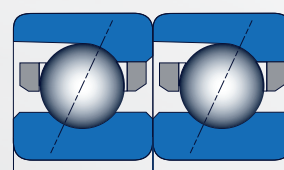
4 You can now build your arrangement!



DB arrangement

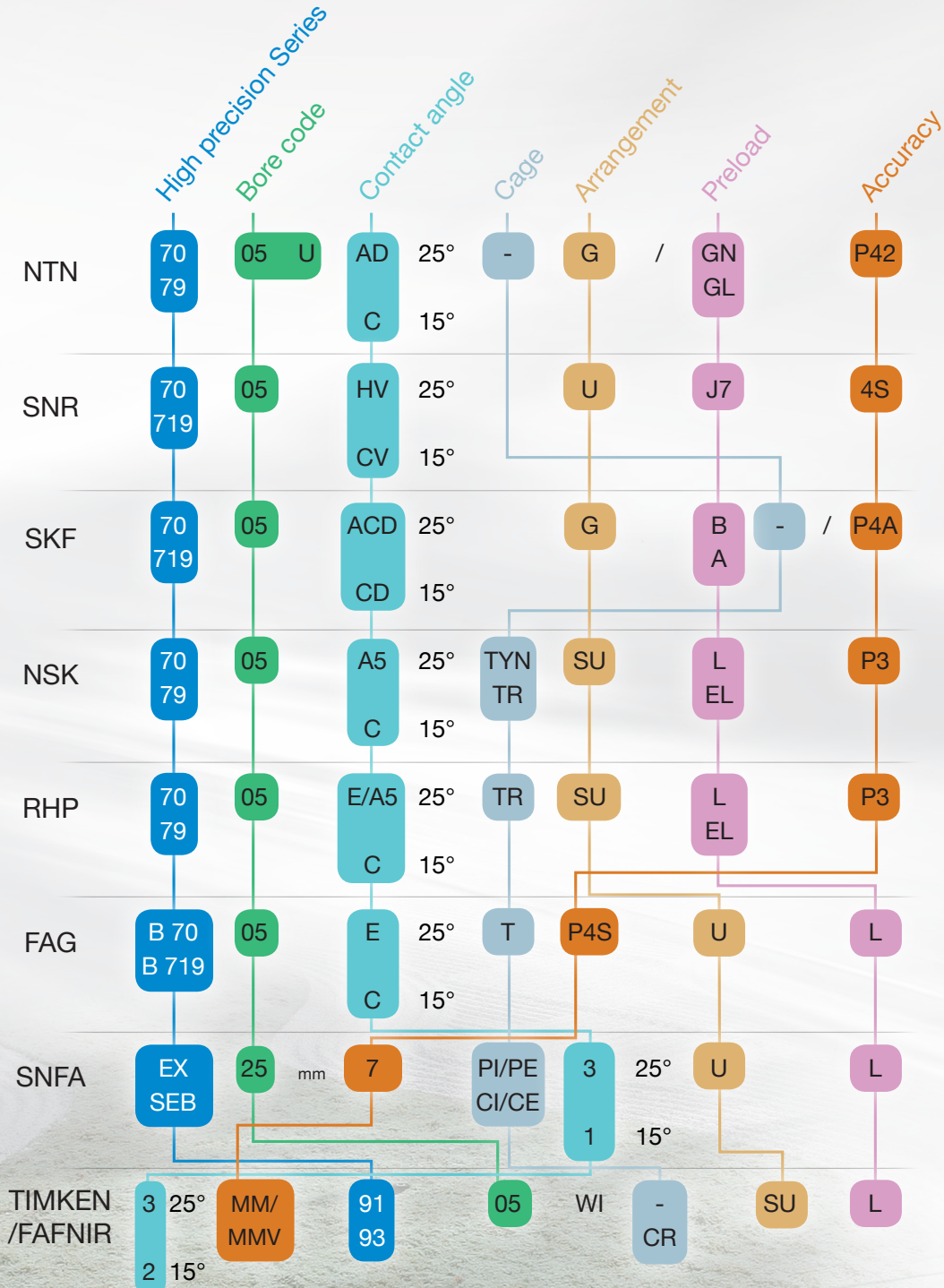


DF arrangement



DT arrangement

ULTAGE SUPER PRECISION BEARINGS QUICK CROSS REFERENCE



OBJ_L_MTO_CARD1.GBa Conception et réalisation : Service publicité NTN-SNR © 2014 / 10 - Photos: © Pedro Studio Photos - Shutterstock - code SAP: 321 400